



PPE Inspection form

How to inspect your harness.

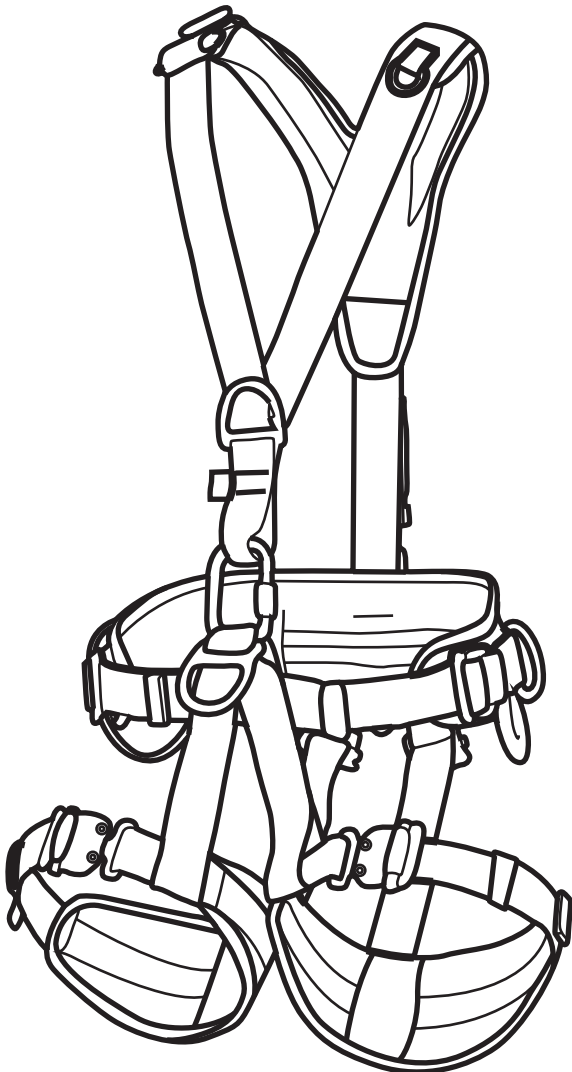
Owner:

Harness Model:

Serial #:

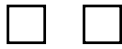
Date of inspection:

Date of first use:



If there is any doubt or failure, the harness should not be used.

Visual check of the safety components:



Readable labels present?
(Age of harness)



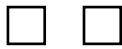
Check webbing
(cuts, burns, wear, chemical marks, other damage)



Check stitching
(cut, worn, coloured or disorderd threads)



Check attachment points
(deformation, cracks, wear, corrosion, burrs, marks)



Check buckles
(deformation, alignment, cracks, wear, corrosion, marks)



Check compatibility of connector



Check condition of protective components
(belay loop, etc.)



Visual check of the comfort components
(padding)

Operational check



Check webbing and buckles are in the right position



Check adjustments



Check sizing is correct for technician

In Service:

Yes No

Comments: